

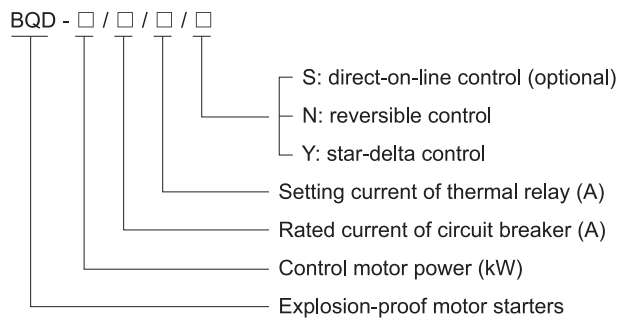
Standard Motor Starters

BQD Series Explosion-proof Motor Starters (Ex d IIB)



- ◆ Explosion protection to
 - CENELEC
 - IEC
 - NEC
- ◆ Can be used in
 - Zone 1 and Zone 2
 - Zone 21 and Zone 22
 - Class I, Zone 1 and Zone 2
 - Class I, Division 1, Groups C, D
- ◆ Classified as IIB according to gas atmosphere.
- ◆ Different motor starters.
- ◆ Copper-free aluminium enclosure, powder coated surface.

■ Catalogue number logic



■ Note

1. Please select the model by Catalogue number logic above, and specify all technical data;
2. Please specify Ex-mark when ordering;
3. Entry size, entry direction, enclosure material, etc. on request.

Zones 1&2; 21&22

Standard Motor Starters

BQD Series Explosion-proof Motor Starters (Ex d IIB)

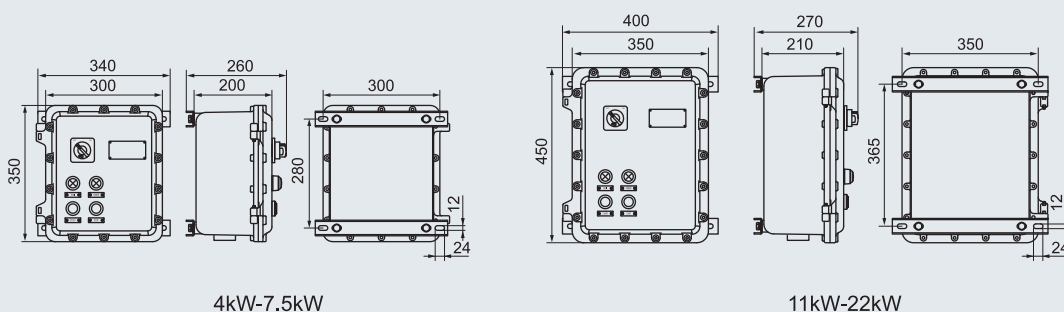
Technical data	
Explosion-proof motor starters (direct-on-line control) BQD-□/□/□	
Explosion protection	<p>Gas explosion protection Ex II 2 G Ex d IIB T6/T5 Gb</p> <p>Dust explosion protection Ex II 2 D Ex tb IIIC T80°C/T95°C Db IP66</p>
Certificates	LCIE 06 ATEX 6090; IECEX LCI 08.0010
Conformity to standards	EN 60079-0, EN 60079-1, EN 60079-31 IEC 60079-0, IEC 60079-1, IEC 60079-31
Enclosure material	Copper-free aluminium, powder coated surface
Enclosure colour	Window grey (RAL7040)
Exposed fastener	Stainless steel
Components	MCB (miniature circuit breaker) AC contactor Thermal overload relay Indicator, pushbutton
Rated voltage	380/400V AC 50/60Hz
Degree of protection	IP66
Internal&external earthing	M6/M8
Ambient temperature	T6/T80°C for Tamb: -60°C~+50°C; T5/T95°C for Tamb: -60°C~+60°C
Cable entries	Standard M□ x 1.5 plug; See Selection table as below
Cable gland (optional)	DQM-II (Ex d) or DQM-III (Ex d) is recommended. Please see P7/20~29
Entry direction	Bottom

Selection table

Version	Control motor power (kW)	Rated current of circuit breaker (A)	Adjustable range of setting current of thermal relay (A)	Rated current of contactor (A)	Cable entry size	Enclosure weight (kg)
BQD-4/16/7~10	4	16	7~10, Ie=8.5	9	2 x M25 x 1.5	20.00
BQD-5.5/20/9~13	5.5	20	9~13, Ie=11	12	2 x M25 x 1.5	20.00
BQD-7.5/25/12~18	7.5	25	12~18, Ie=16	18	2 x M32 x 1.5	20.00
BQD-11/32/16~24	11	32	16~24, Ie=23	25	2 x M32 x 1.5	30.00
BQD-15/40/23~32	15	40	23~32, Ie=30	32	2 x M32 x 1.5	30.00
BQD-18.5/50/30~38	18.5	50	30~38, Ie=36	40	2 x M40 x 1.5	30.00
BQD-22/63/37~50	22	63	37~50, Ie=46	50	2 x M40 x 1.5	30.00



Dimension drawings (all dimensions in mm) - subject to alteration



Standard Motor Starters BQD Series Explosion-proof Motor Starters (Ex d IIB)

Technical data

Explosion-proof motor starters (reversible control)

BQD-□/□/□/ N

Explosion protection

- Gas explosion protection
- Dust explosion protection

⊕ II 2 G Ex d IIB T6/T5 Gb
⊕ II 2 D Ex tb IIIC T80°C/T95°C Db IP66

Certificates

LCIE 06 ATEX 6090; IECEx LCI 08.0010

Conformity to standards

EN 60079-0, EN 60079-1, EN 60079-31
IEC 60079-0, IEC 60079-1, IEC 60079-31

Enclosure material

Copper-free aluminium, powder coated surface

Enclosure colour

Window grey (RAL7040)

Exposed fastener

Stainless steel

Components

MCB (miniature circuit breaker)
AC contactor
Thermal overload relay

Rated voltage

380/400V AC 50/60Hz

Degree of protection

IP66

Internal&external earthing

M6/M8

Ambient temperature

T6/T80°C for Tamb: -60°C~+50°C; T5/T95°C for Tamb: -60°C~+60°C

Cable entries

Standard M □ x 1.5 plug; See Selection table as below

Cable gland (optional)

DQM-II (Ex d) or DQM-III (Ex d) is recommended. Please see P7/20~29

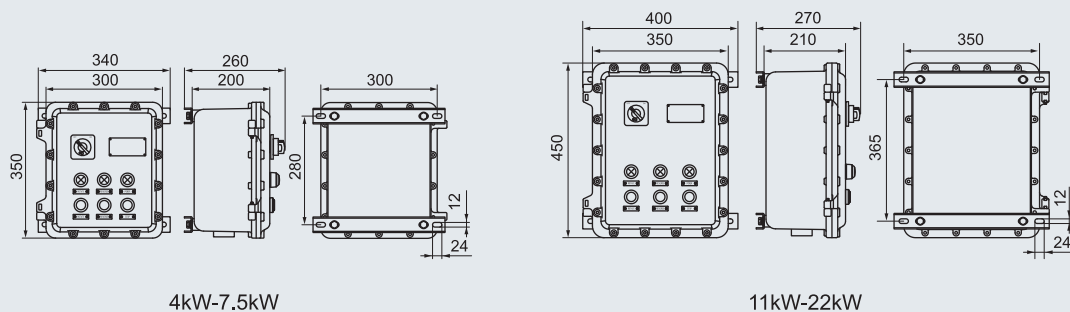
Entry direction

Bottom

Selection table

Version	Control motor power (kW)	Rated current of circuit breaker (A)	Adjustable range of setting current of thermal relay (A)	Rated current of contactor (A)	Cable entry size	Enclosure weight (kg)
BQD-4/16/7~10/N	4	16	7~10, Ie=8.5	9	2 x M25 x 1.5	20.50
BQD-5.5/20/9~13/N	5.5	20	9~13, Ie=11	12	2 x M25 x 1.5	20.50
BQD-7.5/25/12~18/N	7.5	25	12~18, Ie=16	18	2 x M32 x 1.5	20.50
BQD-11/32/16~24/N	11	32	16~24, Ie=23	25	2 x M32 x 1.5	30.50
BQD-15/40/23~32/N	15	40	23~32, Ie=30	32	2 x M32 x 1.5	30.50
BQD-18.5/50/30~38/N	18.5	50	30~38, Ie=36	40	2 x M40 x 1.5	30.50
BQD-22/63/37~50/N	22	63	37~50, Ie=46	50	2 x M40 x 1.5	30.50

Dimension drawings (all dimensions in mm) - subject to alteration



4kW-7.5kW

11kW-22kW



Standard Motor Starters

BQD Series Explosion-proof Motor Starters (Ex d IIB)

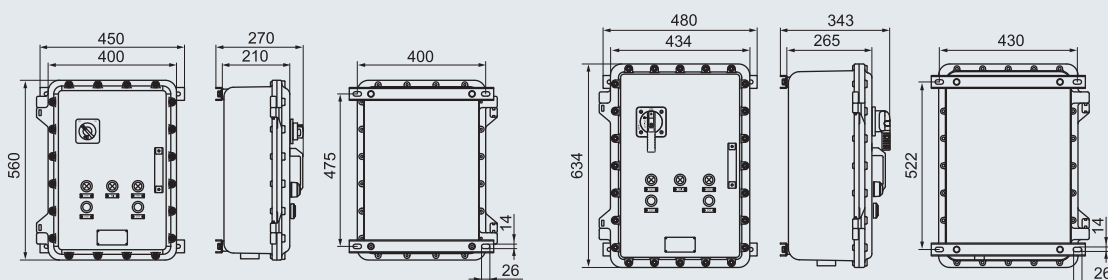
Technical data	
Explosion-proof motor starters (star-delta control) BQD-□/□/□/ Y	
Explosion protection	⊕ II 2 G Ex d IIB T6/T5 Gb
Gas explosion protection	
Dust explosion protection	⊕ II 2 D Ex tb IIIC T80°C/T95°C Db IP66
Certificates	LCIE 06 ATEX 6090; IECEx LCI 08.0010
Conformity to standards	EN 60079-0, EN 60079-1, EN 60079-31 IEC 60079-0, IEC 60079-1, IEC 60079-31
Enclosure material	Copper-free aluminium, powder coated surface
Enclosure colour	Window grey (RAL7040)
Exposed fastener	Stainless steel
Components	MCB (miniature circuit breaker) or MCCB (moulded case circuit breaker) AC contactor Thermal overload relay Indicator, pushbutton
Rated voltage	380/400V AC 50/60Hz
Degree of protection	IP66
Internal&external earthing	M6/M8
Ambient temperature	T6/T80°C for Tamb: -60°C~+50°C; T5/T95°C for Tamb: -60°C~+60°C
Cable entries	Standard M□ x 1.5 plug; See Selection table as below
Cable gland (optional)	DQM-II (Ex d) or DQM-III (Ex d) is recommended. Please see P7/20~29
Entry direction	Bottom

Selection table

Version	Control motor power (kW)	Rated current of circuit breaker (A)	Adjustable range of setting current of thermal relay (A)	Setting value of delay time	Cable entry size	Enclosure weight (kg)
BQD-18.5/50/17~25/Y	18.5	32	17~25, Ie=23.5	13s	3 x M40 x 1.5	40.00
BQD-22/63/23~32/Y	22	40	23~32, Ie=28	15s	3 x M40 x 1.5	40.00
BQD-30/80/30~40/Y	30	50	30~40, Ie=38	17s	3 x M50 x 1.5	54.50
BQD-37/100/37~50/Y	37	63	37~50, Ie=47	18s	3 x M50 x 1.5	54.50
BQD-45/125/48~65Y	45	80	48~65, Ie=57	20s	3 x M63 x 1.5	54.50



Dimension drawings (all dimensions in mm) - subject to alteration



18.5kW-37kW

45kW