

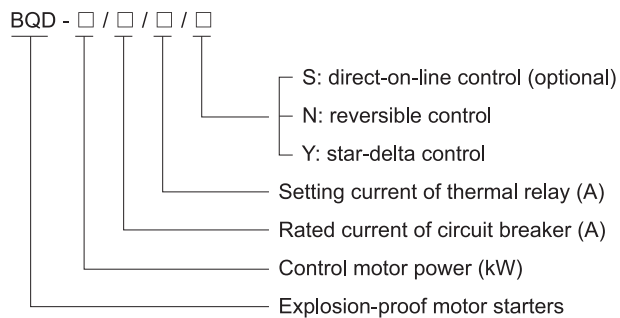
## Standard Motor Starters

### BQD Series Explosion-proof Motor Starters (Ex d e IIC)



- ◆ Explosion protection to
  - CENELEC
  - IEC
  - NEC
- ◆ Can be used in
  - Zone 1 and Zone 2
  - Class I, Zone 1 and Zone 2
  - Class I, Division 2, Groups A, B, C, D
- ◆ Classified as IIC according to gas atmosphere.
- ◆ Different motor starters.
- ◆ Copper-free aluminium enclosure, powder coated surface.

#### ■ Catalogue number logic



#### ■ Note

1. Please select the model by Catalogue number logic above, and specify all technical data;
2. Please specify Ex-mark when ordering;
3. Entry size, entry direction, enclosure material, etc. on request.

# Zones 1&2

## Standard Motor Starters

### BQD Series Explosion-proof Motor Starters (Ex d e IIC)

Technical data	
<b>Explosion-proof motor starters (direct-on-line control) BQD-□/□/□</b>	
<b>Explosion protection</b>	Ex II 2 G Ex d e IIC T6 Ex d e IIC T6 Gb
<b>Certificates</b>	LCIE 10 ATEX 3075; IECEX CQM 11.0017X
<b>Conformity to standards</b>	EN 60079-0, EN 60079-1, EN 60079-7 IEC 60079-0, IEC 60079-1, IEC 60079-7
<b>Enclosure material</b>	Copper-free aluminium, powder coated surface
<b>Enclosure colour</b>	Window grey (RAL7040)
<b>Exposed fastener</b>	Stainless steel
<b>Components</b>	MCB (miniature circuit breaker) AC contactor Thermal overload relay Indicator, pushbutton
<b>Rated voltage</b>	380/400V AC 50/60Hz
<b>Degree of protection</b>	IP65
<b>Internal&amp;external earthing</b>	M6/M6
<b>Ambient temperature</b>	-20°C~+55°C
<b>Cable entries</b>	Standard M□ x 1.5 plug; See Selection table as below
<b>Cable gland (optional)</b>	DQM-I (Ex e) is recommended. Please see P7/17~19
<b>Entry direction</b>	Bottom

Selection table						
Version	Control motor power (kW)	Rated current of circuit breaker (A)	Adjustable range of setting current of thermal relay (A)	Rated current of contactor (A)	Cable entry size	Enclosure weight (kg)
BQD-4/16/7~10	4	16	7~10, Ie=8.5	9	2 x M25 x 1.5	33.00
BQD-5.5/20/9~13	5.5	20	9~13, Ie=11	12	2 x M25 x 1.5	33.00
BQD-7.5/25/12~18	7.5	25	12~18, Ie=16	18	2 x M32 x 1.5	33.00
BQD-11/32/16~24	11	32	16~24, Ie=23	25	2 x M32 x 1.5	33.00
BQD-15/40/23~32	15	40	23~32, Ie=30	32	2 x M32 x 1.5	33.00
BQD-18.5/50/30~38	18.5	50	30~38, Ie=36	40	2 x M40 x 1.5	33.00
BQD-22/63/37~50	22	63	37~50, Ie=46	50	2 x M40 x 1.5	33.00

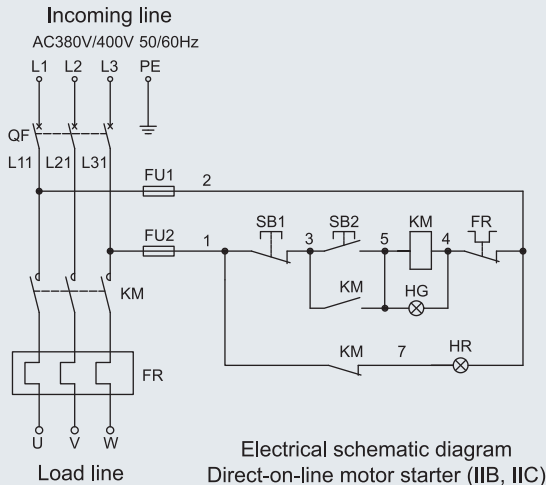


Dimension drawings (all dimensions in mm) - subject to alteration	
4kW-22kW	



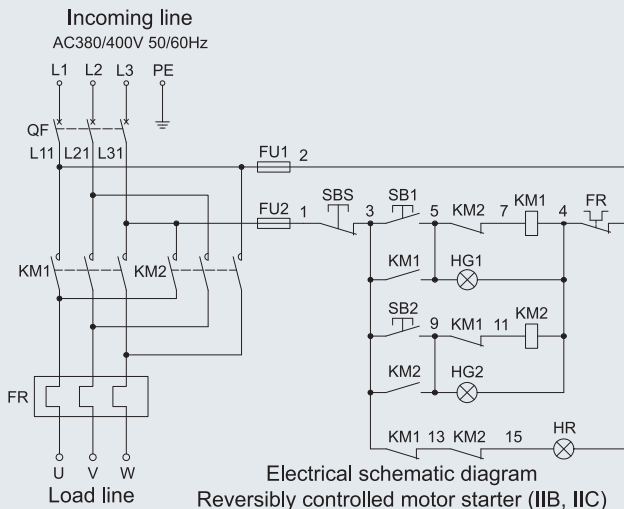
## Standard Motor Starters BQD Series Explosion-proof Motor Starters (Ex d e IIC)

### Electrical schematic diagram



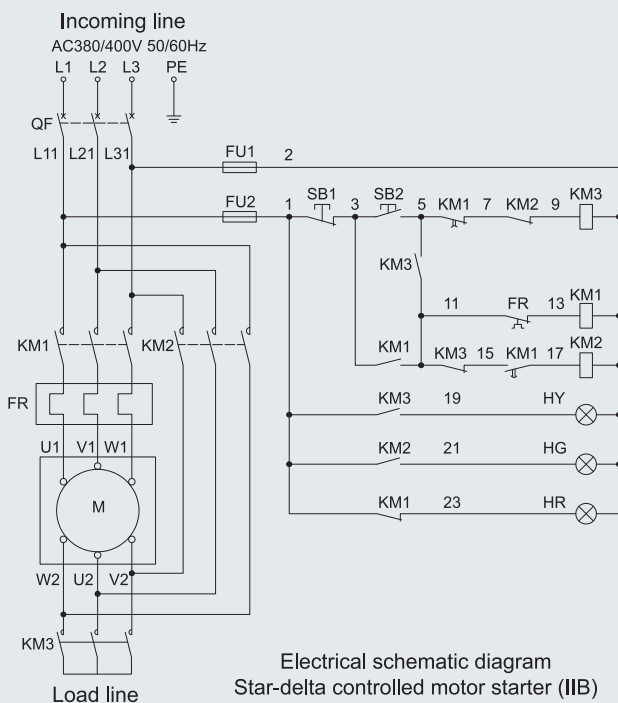
Code of electric components

- QF: circuit breaker
- KM: AC contactor
- FR: thermal relay
- FU1, FU2: fuse
- SB1: stop button
- SB2: start button
- HR: stop indicator
- HG: running indicator



Code of electric components

- QF: circuit breaker
- KM1, KM2: AC contactor
- FR: thermal relay
- FU1, FU2: fuse
- SBS: stop button
- SB1: non-reversible start button
- SB2: reversible start button
- HR: stop indicator
- HG1: non-reversible running indicator
- HG2: reversible running indicator



Code of electric components

- QF: circuit breaker
- KM1: main contactor
- KM3: star start contactor
- KM2: delta running contactor
- FR: thermal relay
- FU1, FU2: fuse
- SB1: stop button
- SB2: start button
- HR: stop indicator
- HY: star start indicator
- HG: delta running indicator

