

Cable Glands DQM-II Series Explosion-proof Cable Glands (Ex d IIC Ex e IIC) Armored Dual Seal



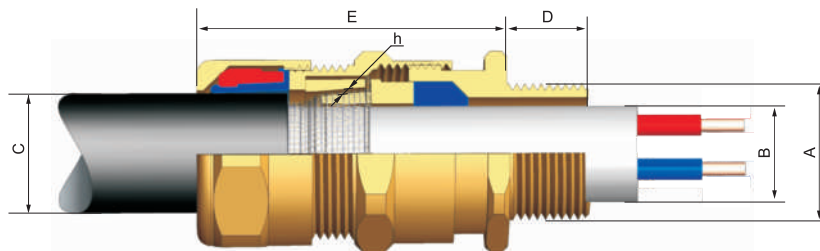
Cable wiring



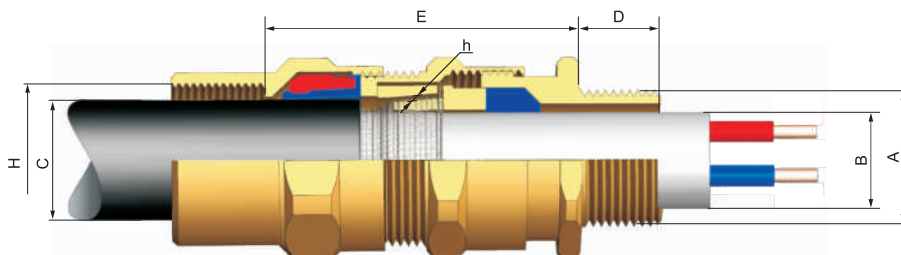
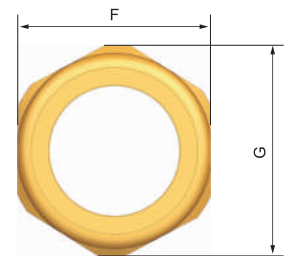
Steel pipe wiring

- ◆ Explosion protection to
 - CENELEC
 - IEC
 - NEC
- ◆ Can be used in
 - Zone 1 and Zone 2
 - Zone 21 and Zone 22
 - Class I, Zone 1 and Zone 2
 - Class I, Division 1, Groups A, B, C, D
- ◆ Ex d, Ex e structure; available in stainless steel, nickel plated brass or galvanized carbon steel.
- ◆ Dual seal, suitable for both armored and unarmored cable.

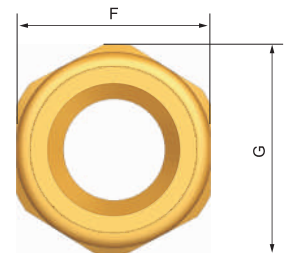
Technical data	
Explosion-proof cable glands	DQM-II (armored dual seal)
Explosion protection	<div style="display: flex; justify-content: space-around;"> ⊕ II 2 G Ex d IIC Gb ⊕ II 2 G Ex e IIC Gb </div>
Gas explosion protection	
Dust explosion protection	⊕ II 2 D Ex tb IIIC Db IP66
Certificates	LCIE 06 ATEX 6100X; IECEx LCI 08.0011X; RU C-CN.ГБ05.В.00345(CU-TR) KZ.7500525.22.01.00376 (CU-TR)
Conformity to standards	EN 60079-0, EN 60079-1, EN 60079-7, EN 60079-31 IEC 60079-0, IEC 60079-1, IEC 60079-7, IEC 60079-31
Gland material	Stainless steel, nickel plated brass or galvanized carbon steel
Degree of protection	IP66 (IP67 optional)
Ambient temperature	-60°C~+100°C
Connection thread	Metric thread is standard type; G thread or NPT thread is optional.



Cable wiring



Steel pipe wiring



Cable Glands

DQM-II Series Explosion-proof Cable Glands (Ex d IIC Ex e IIC)

Armored Dual Seal

Selection table of cable wiring

Gland size	Entry thread "A"			Cable outer diameter B (mm)				Cable outer diameter C (mm)		Minimum thread length D (mm)	Nominal protrusion length E (mm)	Across flats F (mm)	Across corners G (mm)	Range of armored thickness h (mm)	Ordering code	Weight (kg)
				Standard Seal		Alternative Seal										
	Metric	NPT	G	Min	Max	Min	Max	Min	Max							
20A	M20	1/2"	1/2"	4.0	8.0	-	-	5.5	12.0	15	59	28	31	0.3~1.0	709001	0.12
20B	M20	1/2"	1/2"	6.5	10.5	-	-	9.5	16.0	15	59	28	31	0.3~1.0	709002	0.15
20C	M20	1/2"	1/2"	10	14.5	8.5	13.0	12.5	20.5	15	61	34	37	0.3~1.0	709003	0.15
25A	M25	3/4"	3/4"	6.5	10.5	-	-	9.5	16.0	15	59	34	37	0.3~1.0	709004	0.15
25B	M25	3/4"	3/4"	10.0	14.5	8.5	13.0	12.5	20.5	15	61	34	37	0.3~1.0	709005	0.19
25C	M25	3/4"	3/4"	12.5	19.5	9.5	15.5	17.0	26.0	15	68	41	45	0.4~1.2	709006	0.18
32A	M32	1"	1"	10	14.5	8.5	13.0	12.5	20.5	19	61	41	45	0.4~1.2	709007	0.18
32B	M32	1"	1"	12.5	19.5	9.5	15.5	17.0	26.0	19	68	41	45	0.4~1.2	709008	0.22
32C	M32	1"	1"	19	25.5	14.5	21.0	22.0	33.0	19	76	49	54	0.4~1.4	709009	0.30
40A	M40	1 1/4"	1 1/4"	12.5	19.5	9.5	15.5	17.0	26.0	19	68	49	54	0.4~1.4	709010	0.30
40B	M40	1 1/4"	1 1/4"	19.0	25.5	14.5	21.0	22.0	33.0	19	76	49	54	0.6~1.9	709011	0.40
40C	M40	1 1/4"	1 1/4"	25.0	32.0	22.0	28.0	28.0	41.0	19	83	60	65	0.6~2.2	709012	0.40
50A	M50	1 1/2"	1 1/2"	19.0	25.5	14.5	21.0	22.0	33.0	19	76	60	65	0.6~2.2	709013	0.40
50B	M50	1 1/2"	1 1/2"	25.0	32.0	22.0	28.0	28.0	41.0	19	83	60	65	0.8~2.3	709014	0.60
50C	M50	1 1/2"	1 1/2"	31.5	39.0	27.5	35.0	36.0	52.5	19	101	72	77	0.8~2.3	709015	0.80
63A	M63	2"	2"	25.0	32.0	22.0	28.0	28.0	41.0	19	83	72	77	0.8~2.3	709016	0.90
63B	M63	2"	2"	31.5	39.0	27.5	35.0	36.0	52.5	19	101	72	77	0.9~2.4	709017	1.00
63C	M63	2"	2"	42.5	50.0	39.0	46.5	46.0	65.0	19	112	86	93	0.9~2.4	709018	1.20
75A	M75	2 1/2"	2 1/2"	31.5	39.0	27.5	35.0	36.0	52.5	19	101	84	90	0.9~2.4	709019	2.50
75B	M75	2 1/2"	2 1/2"	42.5	55.5	39.0	46.5	46.0	65.0	19	112	86	93	0.9~2.4	709020	2.80
75C	M75	2 1/2"	2 1/2"	54.5	64.0	48.5	58.0	57.0	78.0	19	119	102	110	0.9~2.4	709021	2.90
90	M90	3"	3"	63.0	75.0	-	-	68.0	88.0	19	121	112	121	0.9~2.4	709022	3.90
115	M115	4"	4"	75.0	90.0	-	-	83.0	103.0	19	126	127	137	0.9~2.8	709023	4.55

Selection table of steel pipe wiring

Gland size	Entry thread "A"			Entry thread "H"			Cable outer diameter B (mm)				Cable outer diameter C (mm)		Minimum thread length D (mm)	Nominal protrusion length E (mm)	Across flats F (mm)	Across corners G (mm)	Range of armored thickness h (mm)	Ordering code	Weight (kg)
							Standard Seal		Alternative Seal										
	Metric	NPT	G	Metric	NPT	G	Min	Max	Min	Max	Min	Max							
20A	M20	1/2"	1/2"	M20	1/2"	1/2"	4.0	8.0	-	-	5.5	12.0	15	74	28	31	0.3~1.0	709024	0.15
20B	M20	1/2"	1/2"	M20	1/2"	1/2"	6.5	10.5	-	-	9.5	16.0	15	74	28	31	0.3~1.0	709025	0.20
20C	M20	1/2"	1/2"	M25	3/4"	3/4"	10	14.5	8.5	13.0	12.5	20.5	15	96	34	37	0.3~1.0	709026	0.20
25A	M25	3/4"	3/4"	M20	1/2"	1/2"	6.5	10.5	-	-	9.5	16.0	15	74	34	37	0.3~1.0	709027	0.20
25B	M25	3/4"	3/4"	M25	3/4"	3/4"	10.0	14.5	8.5	13.0	12.5	20.5	15	76	34	37	0.3~1.0	709028	0.24
25C	M25	3/4"	3/4"	M32	1"	1"	12.5	19.5	9.5	15.5	17.0	26.0	15	83	41	45	0.4~1.2	709029	0.27
32A	M32	1"	1"	M25	3/4"	3/4"	10	14.5	8.5	13.0	12.5	20.5	19	76	41	45	0.4~1.2	709030	0.28
32B	M32	1"	1"	M32	1"	1"	12.5	19.5	9.5	15.5	17.0	26.0	19	87	41	45	0.4~1.2	709031	0.27
32C	M32	1"	1"	M40	1 1/4"	1 1/4"	19	25.5	14.5	21.0	22.0	33.0	19	95	49	54	0.4~1.4	709032	0.33
40A	M40	1 1/4"	1 1/4"	M32	1"	1"	12.5	19.5	9.5	15.5	17.0	26.0	19	87	49	54	0.4~1.4	709033	0.33
40B	M40	1 1/4"	1 1/4"	M40	1 1/4"	1 1/4"	19.0	25.5	14.5	21.0	22.0	33.0	19	95	49	54	0.6~1.9	709034	0.36
40C	M40	1 1/4"	1 1/4"	M50	1 1/2"	1 1/2"	25.0	32.0	22.0	28.0	28.0	41.0	19	103	60	65	0.6~2.2	709035	0.45
50A	M50	1 1/2"	1 1/2"	M40	1 1/4"	1 1/4"	19.0	25.5	14.5	21.0	22.0	33.0	19	95	60	65	0.6~2.2	709036	0.45
50B	M50	1 1/2"	1 1/2"	M50	1 1/2"	1 1/2"	25.0	32.0	22.0	28.0	28.0	41.0	19	103	60	65	0.8~2.3	709037	0.70
50C	M50	1 1/2"	1 1/2"	M63	2"	2"	31.5	39.0	27.5	35.0	36.0	52.5	19	118	72	77	0.8~2.3	709038	0.85
63A	M63	2"	2"	M50	1 1/2"	1 1/2"	25.0	32.0	22.0	28.0	28.0	41.0	19	103	72	77	0.8~2.3	709039	1.20
63B	M63	2"	2"	M63	2"	2"	31.5	39.0	27.5	35.0	36.0	52.5	19	118	72	77	0.9~2.4	709040	1.50
63C	M63	2"	2"	M75	2 1/2"	2 1/2"	42.5	50.0	39.0	46.5	46.0	65.0	19	131	86	93	0.9~2.4	709041	1.80
75A	M75	2 1/2"	2 1/2"	M63	2"	2"	31.5	39.0	27.5	35.0	36.0	52.5	19	118	84	90	0.9~2.4	709042	2.80
75B	M75	2 1/2"	2 1/2"	M75	2 1/2"	2 1/2"	42.5	55.5	39.0	46.5	46.0	65.0	19	131	86	93	0.9~2.4	709043	3.10
75C	M75	2 1/2"	2 1/2"	M90	3"	3"	54.5	64.0	48.5	58.0	57.0	78.0	19	138	102	110	0.9~2.4	709044	3.50
90	M90	3"	3"	M115	4"	4"	63.0	75.0	-	-	68.0	88.0	19	140	112	121	0.9~2.4	709045	4.10
115	M115	4"	4"	M125	4 1/2"	4 1/2"	75.0	90.0	-	-	83.0	103.0	19	145	127	137	0.9~2.8	709046	4.90

- Note:** 1. Standard material is nickel plated brass. Stainless steel or galvanized carbon steel is optional. Above weight is based upon nickel plated brass.
 2. Earth lug and shroud on request. See P7/34~35.
 3. Metric threads are 1.5mm pitch as standard, others thread pitch can be customized, please specify when ordering.

