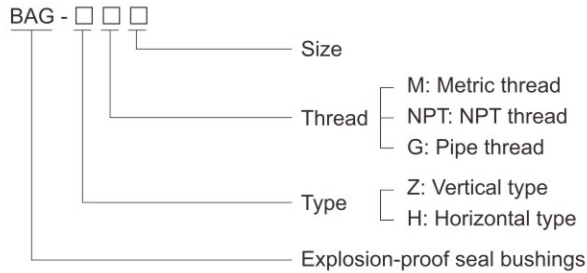


Accessories for Installation BAG Series Explosion-proof Seal Bushings



- ◆ Explosion protection to
 - CENELEC
 - IEC
 - NEC
- ◆ Can be used in
 - Zone 1 and Zone 2
 - Zone 21 and Zone 22
 - Class I, Zone 1 and Zone 2
 - Class I, Division 1, Groups A, B, C, D
- ◆ Copper-free Aluminium Alloy, powder coated surface. (cast steel or stainless steel is optional)
- ◆ Widely used for isolating seal between pipes or pipes and explosion-proof enclosures.

■ Catalogue number logic



Technical data

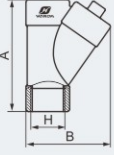
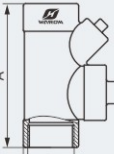
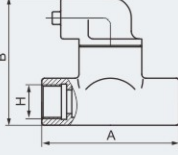
Explosion-proof seal bushings	BAG-□□□
Explosion protection	IECEX CQM 13.0029X
Global (IECEX)	Ex db IIC Gb
Gas and dust	Ex eb IIC Gb
	Ex tb IIIC Db
Europe (ATEX)	EPT 14 ATEX 1124X
Gas and dust	⊕ II 2 G Ex db IIC Gb
	⊕ II 2 G Ex eb IIC Gb
	⊕ II 2 D Ex tb IIIC Db
Certificates	IECEX; ATEX; CU-TR
Conformity to standards	EN 60079-0, EN 60079-1, EN 60079-7, EN 60079-31
Enclosure material	IEC 60079-0, IEC 60079-1, IEC 60079-7, IEC 60079-31
Enclosure colour	Copper-free Aluminium Alloy, powder coated surface. (cast steel or stainless steel is optional)
Degree of protection	Note: Other material can be customized on request.
Ambient temperature	Window grey (RAL 7040)
Type	IP66
Connection thread	-60°C~+75°C
	Type Z, Type H
	1. Metric thread is standard type; G thread or NPT thread is optional.
	(The seal bushings are supplied without filling compound. Please specify when ordering)
	2. Metric threads are 1.5mm pitch as standard, others thread pitch can be customized, please specify when ordering.

Zones 1&2; 21&22

Accessories for Installation

BAG Series Explosion-proof Seal Bushings

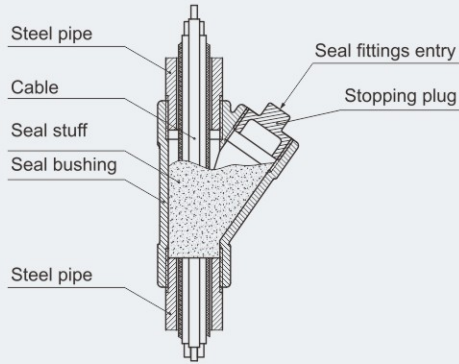
Selection table

Version	Female thread "H"			Dimensions (mm)		Cable outer diameter (mm)	Ordering code	Weight (kg)
	Metric	NPT	G	A	B			
 Type Z	M20	1/2"	1/2"	77	54	8~10	704001	0.10
	M25	3/4"	3/4"	87	65	10~14	704002	0.15
	M32	1"	1"	102	78	12~17	704003	0.20
 Type Z	M40	1 1/4"	1 1/4"	130	87	15~23	704004	0.35
	M50	1 1/2"	1 1/2"	130	92	17~26	704005	0.35
	M63	2"	2"	140	107	25~35	704006	0.50
 Type H	M20	1/2"	1/2"	74	95	8~10	704007	0.30
	M25	3/4"	3/4"	74	101	10~14	704008	0.30
	M32	1"	1"	74	107	12~17	704009	0.30
	M40	1 1/4"	1 1/4"	98	115	15~23	704010	0.35
	M50	1 1/2"	1 1/2"	98	134	17~26	704011	0.45
	M63	2"	2"	120	142	25~35	704012	0.55

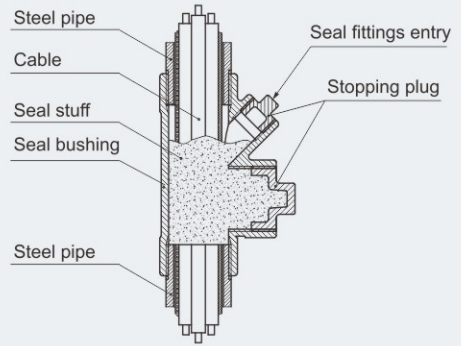


Accessories for Installation BAG Series Explosion-proof Seal Bushings

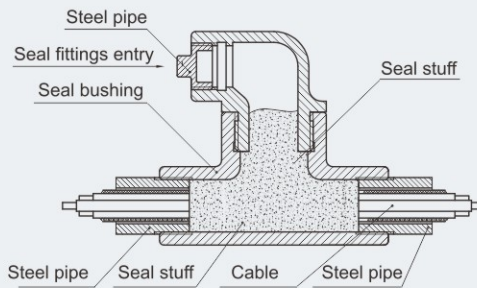
Schematic diagram



BAG-Z (Vertical type M20×1.5~M32×1.5)



BAG-Z (Vertical type M40×1.5~M63×1.5)



BAG-H (Horizontal type)

