

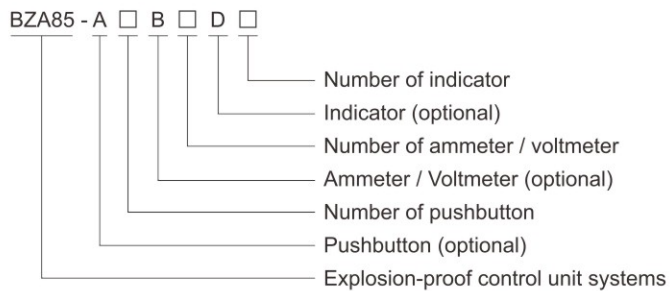
Control Unit Systems

BZA85 Series Explosion-proof Control Unit Systems



- ◆ Explosion protection to
 - CENELEC
 - IEC
 - NEC
- ◆ Can be used in
 - Zone 1 and Zone 2
 - Zone 21 and Zone 22
 - Class I, Zone 1 and Zone 2
 - Class I, Division 1, Groups A, B, C, D
- ◆ Copper-free Aluminium Alloy, powder coated surface.
- ◆ Features excellent dustproof, waterproof, and corrosion-resistant properties, making it adaptable to various harsh working environments.
- ◆ The layout of button, indicator, and other components on the control station is rational and straightforward, ensuring ease of use and quick mastery.

■ Catalogue number logic



■ Note







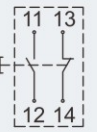



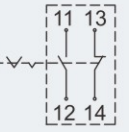


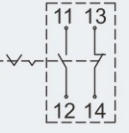
1. Please refer to the Selection table on P4/21~22.
2. Please select internal components as below:
 - Selection table of HA pushbutton on P4/10~13 (nominal contact is 1NO+1NC);
 - Selection table of HD indicator on P4/14~15;
 - Dimension drawings of ammeter (type 48) and voltmeter (type 48) see P4/23.
3. Example: BZA85-A1
 - Components: One control button;
 - Tech. Details: One start control button (40036B + 40023 + 40024, green, 1NO+1NC).
4. Special requirements on request.

Zones 1&2; 21&22

Control Unit Systems BZA85 Series Explosion-proof Control Unit Systems


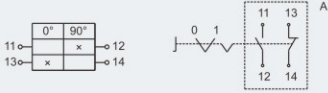
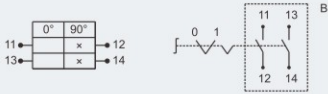

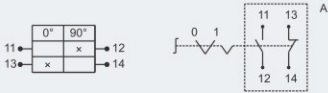
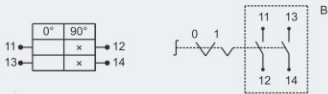
Technical data											
Explosion-proof control unit systems BZA85											
Explosion protection											
Global (IECEX)	IECEX CQM 17.0021X										
Gas and dust	Ex db IIC T6 Gb Ex tb IIIC T80°C Db IP66										
Europe (ATEX)	TÜV CY 18 ATEX 0206093 X										
Gas and dust	⊕ II 2 G Ex db IIC T6 Gb ⊕ II 2 D Ex tb IIIC T80°C Db IP66										
Certificates	IECEX; ATEX										
Conformity to standards	EN 60079-0, EN 60079-1, EN 60079-31 IEC 60079-0, IEC 60079-1, IEC60079-31										
Enclosure material	Copper-free Aluminium Alloy, powder coated surface										
Enclosure colour	Window grey (RAL7040)										
Exposed fastener	Stainless steel										
Rated voltage	Max. 500V AC, 250V DC (600V for voltmeter)										
Rated current	Max. 10A (AC), 6A (DC)										
Degree of protection	IP66										
Ambient temperature	-60°C~+60°C										
Components											
HA pushbutton	Technical data on P4/8~11										
HD indicator	Technical data on P4/12~13										
Ammeter (type 48) / Voltmeter (type 48)	<table border="1"> <thead> <tr> <th></th> <th>Working mode</th> <th>Accuracy</th> <th>Overload times</th> </tr> </thead> <tbody> <tr> <td>Ammeter</td> <td>Electromagnetic type</td> <td rowspan="2">Class 1.5</td> <td rowspan="2">5 times (2 or 6 times on request)</td> </tr> <tr> <td>Voltmeter</td> <td>(moving iron)</td> </tr> </tbody> </table>		Working mode	Accuracy	Overload times	Ammeter	Electromagnetic type	Class 1.5	5 times (2 or 6 times on request)	Voltmeter	(moving iron)
	Working mode	Accuracy	Overload times								
Ammeter	Electromagnetic type	Class 1.5	5 times (2 or 6 times on request)								
Voltmeter	(moving iron)										
Cable entries	Standard 2×M25×1.5 plugs 2×NPT3/4" plugs on request										
Cable gland (optional)	DQM-II (Ex d) or DQM-III (Ex d) is recommended. Please see P6/24~39.										




Selection table (Pushbutton / Indicator)				
Outline	Colour	Chart of contact	Ordering code	Weight (kg)
Indicator 	Red 		40171A	0.65
	Green 		40171B	
Spring-return button 	Red 		40172A	0.65
	Green 		40172B	
Mushroom stay-put emergency pushbutton 	Red 		40173	0.7
Mushroom turn-to-release emergency pushbutton 	Red 		40174	0.7

Control Unit Systems BZA85 Series Explosion-proof Control Unit Systems


Selection table (Pushbutton)

Outline	Chart of contact	Ordering code	Weight (kg)
Key-operated pushbutton 		40175A	0.7
		40175B	0.7
Rotary button 		40176A	0.7
		40176B	0.7

Selection table (Ammeter)

Version	Description	Overload scale	Measuring range	Ordering code	Weight (kg)
	Direct measuring	-	0~20/40 mA	40177	0.70
			4~20/40 mA	40178	
	Direct measuring	-	0~1 A	40179	
			0~5 A	40180	
	For CT (current transformer)	2 times or 6 times	sec. 1 A	40181	
			sec. 5 A	40182	

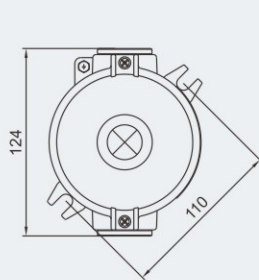
Selection table (Voltmeter)

Version	Description	Measuring range	Ordering code	Weight (kg)
	Direct measuring	0~10 V	40183	0.70
		0~25 V	40184	
		0~40 V	40185	
		0~60 V	40186	
		0~100 V	40187	
		0~150 V	40188	
		0~250 V	40189	
		0~300 V	40190	
		0~450 V	40191	
		0~500 V	40192	
	For PT (potential transformer)	sec. 100 V	40193	
		sec. 110 V	40194	
		sec. 120 V	40195	

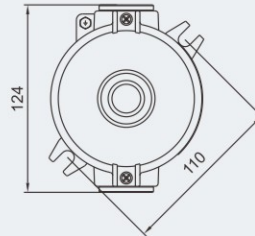
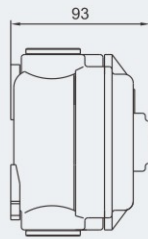


Control Unit Systems BZA85 Series Explosion-proof Control Unit Systems

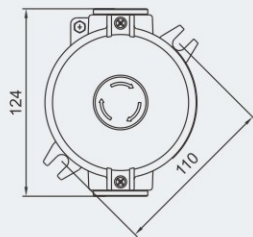
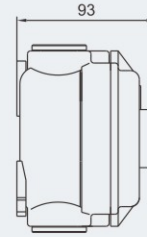
Dimension drawings (all dimensions in mm) - subject to alteration



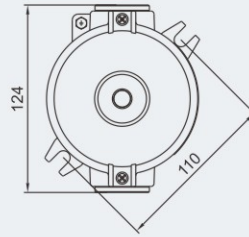
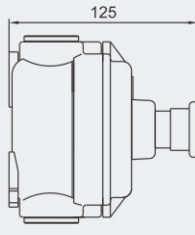
Indicator



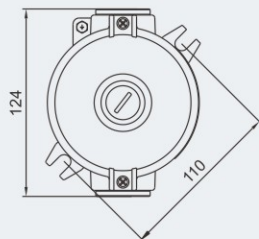
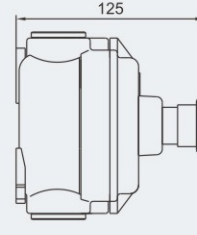
Spring-return button



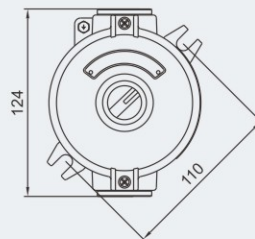
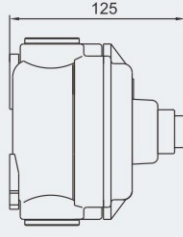
Mushroom turn-to-release
emergency pushbutton



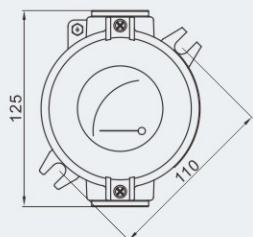
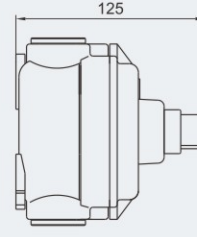
Mushroom stay-put
emergency pushbutton



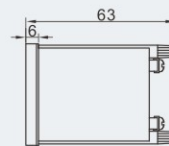
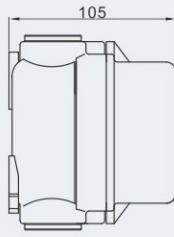
Key-operated pushbutton



Rotary button



Ammeter / Voltmeter



Ammeter (48 type) / Voltmeter (48 type)

