

## FXJ 系列防水防尘防腐接线箱 FXJ Series Weatherproof Terminal Boxes



FXJ - S



FXJ - G



FXJ - Q



FXJ - L



Waterproof



Dustproof



Corrosionproof

GB

IEC

EN

GOST

### 型号规格含义 Nomenclature

FXJ - □ □ / □

端子数 Number of terminal

端子额定电流 Rated current of terminal

外壳材质  
Engineering

S: 工程塑料 S: Engineering plastic

G: 不锈钢 G: Stainless Steel

Q: 钢板焊接 Q: Welded Steel Plate

L: 铝合金 L: Aluminum Alloy

防水防尘防腐接线箱 Series Weatherproof Terminal Boxes

### 订货须知 Ordering Information

- ◆ 请按型号规格含义填写完整的产品型号；
- ◆ 如有特殊要求，请注明。

- ◆ Please specify the product type in accordance with nomenclature;
- ◆ Please specify if they're special requirements.







### 产品特点 Product features

- ◆ FXJ-S外壳采用工程塑料(PC/SMC)模压成型，外形美观。具有抗老化、不变形、抗冲击、耐腐蚀等优点；
- ◆ FXJ-G外壳采用不锈钢板折弯焊接成型，表面拉丝处理，美观大方，防腐性能好；
- ◆ FXJ-Q外壳采用优质碳素钢板折弯焊接成型，表面高压静电喷塑，防腐性能好；
- ◆ FXJ-L外壳采用铸铝合金压铸成形，表面高压静电喷塑，防腐性能好；
- ◆ 主要用于管路配线、配管，接线、分线；
- ◆ 所有外露紧固件均采用不锈钢，密封件采用硅橡胶，耐油、耐酸、耐碱、耐高温、抗老化；
- ◆ 电缆布线，引入装置为复合密封型(钢管布线请注明)；
- ◆ 接合面采用曲路密封结构，具有较强的防水防尘性能；
- ◆ 进线口方向变化多，可根据用户要求任意选配进线口；
- ◆ 接线端子采用国际知名品牌端子，接线方便，牢固可靠，且电流大小有多种规格可供用户选择；
- ◆ 本产品常规配置为复合密封型(FQM-I型 M螺纹)；
- ◆ 防腐等级：WF2。
- ◆ The FXJ-S enclosure is molded from engineering plastic (PC/SMC), delivering a sleek appearance. It boasts advantages such as anti-aging, non-deformation, impact resistance, and corrosion resistance.
- ◆ The FXJ-G enclosure is formed by stainless steel plates through bending and welding, with a brushed finish that ensures both a sleek appearance and excellent corrosion resistance.
- ◆ The FXJ-Q enclosure is shaped by high-quality carbon steel plates through bending and welding, finished with a powder coating through high-pressure electrostatic to offer superior corrosion resistance.
- ◆ The FXJ-L enclosure is shaped by die-casting aluminum alloy, finished with a powder coating through high-pressure electrostatic to offer superior corrosion resistance.
- ◆ Mainly utilized for wiring and piping in conduits, enabling connection and distribution of lines.
- ◆ All external fastening components are constructed from stainless steel, while sealing components are made of silicone rubber, offering resistance to oil, acids, alkalis, high temperatures, and aging.
- ◆ For cable wiring, equipped with a composite sealing type cable gland (for steel conduit wiring, please specify).
- ◆ The joint surface adopts a labyrinth path sealing structure, providing excellent weather-proof performance.
- ◆ Multiple entries of different orientations are available, allowing users to freely choose according to their requirements.
- ◆ The terminal blocks use internationally renowned brand terminals, offering convenient and secure wiring, with various current ratings to choose from.
- ◆ The standard configuration is a composite sealing type (FQM-I type with M threads).
- ◆ Corrosion-proof: WF2.




### 产品规格 Product specifications

产品型号 Product model	FXJ-S	FXJ-G	FXJ-Q	FXJ-L
产品外形 Product images				
壳体材质 Enclosure material	SMC (PC 可选) SMC (PC Optiona)	不锈钢 Stainless steel	钢板焊接 Welded Steel Plate	铝合金 Aluminum Alloy

## FXJ-L 技术参数 Technical parameters

执行标准：中国GB标准 额定电压：220V/380V、230V/400V 额定电流：≤630A	Executive standards: Chinese GB standards Rated voltage: 220V/380V, 230V/400V Rated current: ≤630A
执行标准：国际IEC标准 / 欧盟EN标准 额定电压：Max.1000V AC 50/60Hz Max. 1500V DC 额定电流：≤1000A	Executive standards: International IEC standards / European EN standards Rated voltage: Max.1000V AC 50/60Hz Max. 1500V DC Rated current: ≤1000A
执行标准：北美标准 额定电压：480V 额定电流：≤1000A	Executive standards: American standards Rated voltage: 480V Rated current: ≤1000A
环境温度：-40℃~+55℃(-60℃~+60℃可选) 防护等级：IP66、IP67(可选) 接线端子：国际知名品牌端子 螺纹规格：根据用户要求配置 壳体材质：铝合金	Ambient temperature: -40℃-+55℃ (-60℃-+60℃ Optional) Degree of protection: IP66, IP67(Optional) Terminals: Terminal of international brands Thread specification: Supplied upon users' request. Enclosure material: Aluminum Alloy

## 外形及安装举例 Outline and mounting type



壳体代号 Enclosure code	外形尺寸 Outline dimension(mm)			接线端子数量 Number of terminal				
	A	B	C	2.5mm <sup>2</sup>	4mm <sup>2</sup>	6mm <sup>2</sup>	10mm <sup>2</sup>	16mm <sup>2</sup>
I	132	190	128	18	16	/	/	/
II	190	190	128	18	16	14	/	/
III	190	250	128	30	28	22	/	/
IV	250	250	128	50	40	30	/	/
V	190	300	151	70	60	50	/	/
VI	240	300	151	100	85	55	35	25
VII	280	300	151	105	90	60	40	30
VIII	190	350	151	90	80	70	50	40
IX	300	350	151	120	100	80	55	45
X	350	502	151	180	150	120	105	40

注：本表列举的端子数量为该壳体内所能安装该规格端子的最多数量，实际以用户要求为准。

Note: The number of terminals in the table is the maximum number of terminals of that specification can be installed in the enclosure, user requirements prevail.